



**HARBOR COMMUNITY
BENEFIT FOUNDATION**

hcbf.org

Letters of Interest Workshop

Tuesday, March 7, 2017

About HCBF

- An independent 501(c)3 non-profit, based in San Pedro.
- Established in 2011, HCBF's mission is to assess, protect, and improve the health, quality of life, aesthetics, and physical environment of the harbor communities of San Pedro and Wilmington, which have been impacted by the Port of Los Angeles.
- Port Community Mitigation Trust Fund (PCMTF), administered by HCBF, benefits the communities adjacent to the Port of LA, San Pedro and Wilmington, through a wide array of grant programs.

Why Letters of Interest?

- Lower barrier to entry
- Solicit a range of ideas on addressing Port impacts
- Include a variety of organizations and applicants
- Provide applicants with technical assistance

Funding & Requirements

Up to \$500,000 in funds available

- Must benefit San Pedro and/or Wilmington residents
- Must demonstrate a mitigation of Port impacts
- Must be a tax-exempt organization

Your letter should answer these questions:

- What are you proposing to do?
- What Port impact(s) will your project mitigate?
- How will it mitigate a Port/Port-related impact?
- How will it benefit the community?
- How long will it take?
- Why are you best qualified to do this?

Today's focus:

How will it mitigate a Port/Port-related impact?

“To address

past, present, and future

Port and Port-related impacts

in San Pedro and Wilmington.”

“To address

past, present, and future

*

Port and Port-related impacts

*

in San Pedro and Wilmington.”

* “past, present, and future...”

Past

Port and Port-related impacts that may have occurred many years ago, but which still significantly impact the community.

Present

Ongoing and current Port and Port-related operations and their related impacts.

Future

Projected growth at the Port of Los Angeles and continuation of present impacts.

* “past, present, and future...”

Past

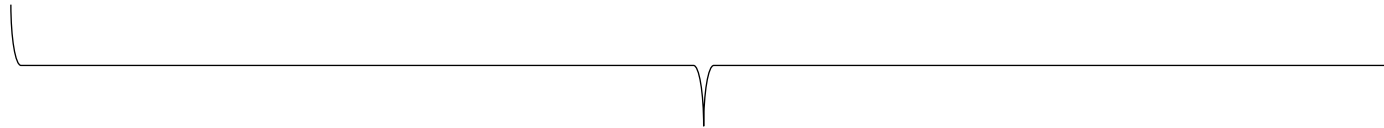
Port and Port-related impacts that may have occurred many years ago, but which still significantly impact the community.

Present

Ongoing and current Port and Port-related operations and their related impacts.

Future

Projected growth at the Port of Los Angeles and continuation of present impacts.



* “past, present, and future...”

Past

Port and Port-related impacts that may have occurred many years ago, but which still significantly impact the community.

Present

Ongoing and current Port and Port-related operations and their related impacts.

Future

Projected growth at the Port of Los Angeles and continuation of present impacts.



“treatment”

* “past, present, and future...”

Past

Port and Port-related impacts that may have occurred many years ago, but which still significantly impact the community.

Present

Ongoing and current Port and Port-related operations and their related impacts.

Future

Projected growth at the Port of Los Angeles and continuation of present impacts.



“treatment”

* “past, present, and future...”

Past

Port and Port-related impacts that may have occurred many years ago, but which still significantly impact the community.

Present

Ongoing and current Port and Port-related operations and their related impacts.

Future

Projected growth at the Port of Los Angeles and continuation of present impacts.

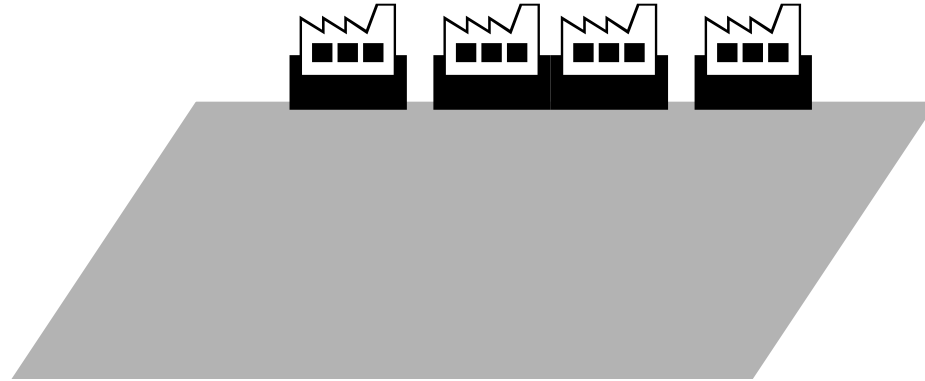


“treatment”

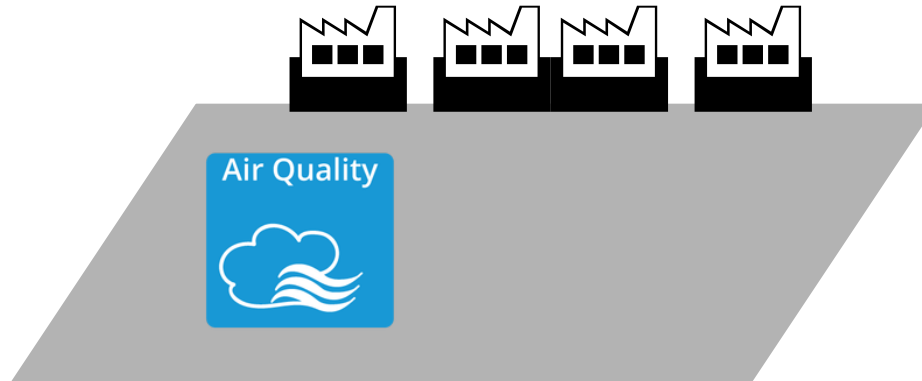


“prevention”


* “Port and Port-Related Impacts...”



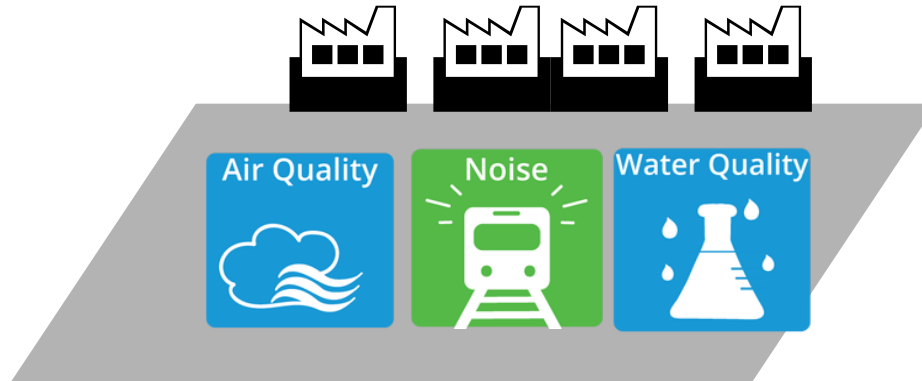
* “Port and Port-Related Impacts...”



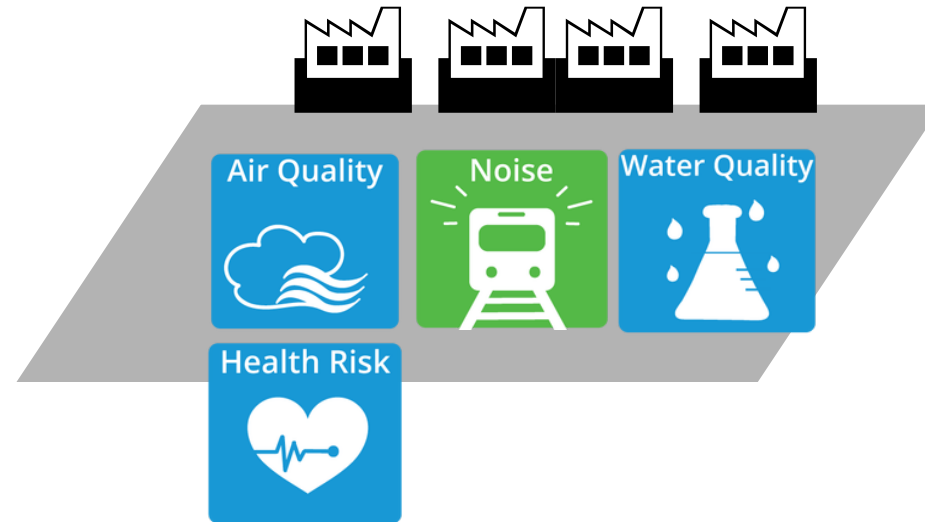
* “Port and Port-Related Impacts...”



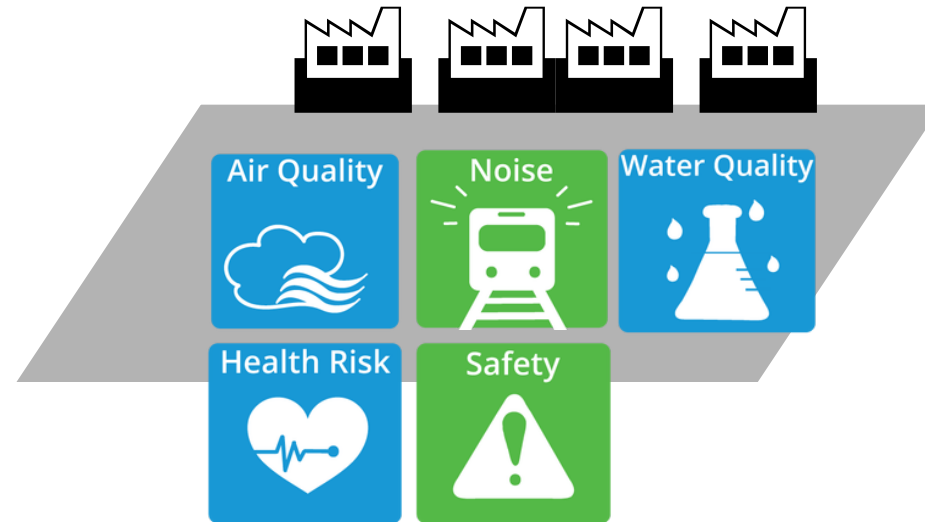
* “Port and Port-Related Impacts...”



* “Port and Port-Related Impacts...”



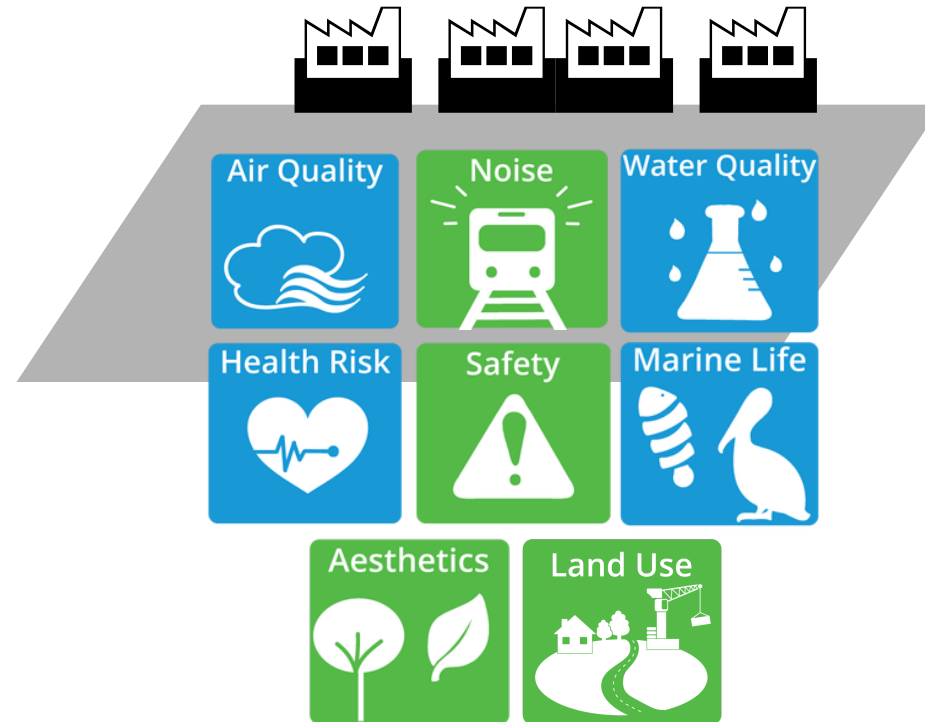
* “Port and Port-Related Impacts...”



* “Port and Port-Related Impacts...”



* “Port and Port-Related Impacts...”





Excess emissions from Port operations

- Greenhouse Gases from ships, trucks, trains, tenants
- Diesel particulate matter from diesel emitting cargo trucks



Increased health risk from Port operations

- Respiratory disease, like asthma and COPD
- Other cardiovascular diseases



Excess noise from Port operations

- Residences and schools near train yards are disturbed
- Truck traffic in neighborhood streets
- Cranes and ships moving 24/7



Increased safety risks in proximity to Port-related operations

- Emergency/evacuation routes that consider trains, industry, refineries
- Pedestrian and cyclist risks from increased truck traffic
- Exposure to hazardous waste and chemicals in soil
- Oil spill response



Threats to local water quality from Port industrial operations

- Contamination of beaches/ocean
- Increased toxicity of channels and waterways from discharge
- Increased stormwater runoff from impervious surfaces



Increased threat to marine life from Port operations

- Oiled birds and mammals
- Ship traffic threatening marine ecosystems
- Diminished habitats and wetlands



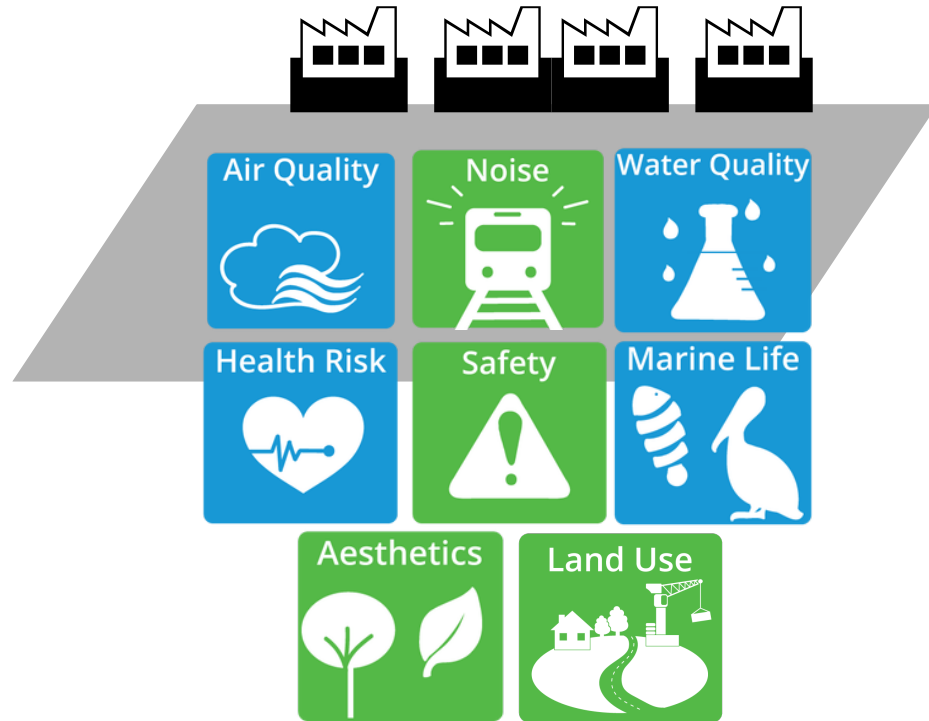
Changing visual landscape of community from Port operations

- Cranes, ships, and other visually imposing equipment
- Diminished perception of safety in neighborhoods with Port operations
- Reduction in tree canopy and other visually appealing elements



Increased landscape footprint from Port operations

- Contaminated, vacant parcels that were once Port serving.
- Land once used as recreational or residential converted to industrial uses.



Merging impacts with opportunities:

- Career Development
- Youth Development
- Healthcare Services
- Technology
- Arts / STEAM
- Environmental

After submitting your letter

March 27th

LOIs due

March 27th-April 5th

LOIs reviewed

April 6th

Release Request for Proposals

May 2nd

Full Applications due

May 2nd-18th

Applications reviewed

May 19th

HCBF Board review and approval

TBD Late Summer 2017

BOHC approves, checks issued

To learn more

Visit **hcbf.org/grants**

For questions contact Meghan: meghan@hcbf.org or 310-997-7116